



Heber Light & Power

Residential Electrical Service Requirements Manual 2020

E.1.1 - GENERAL REQUIREMENTS

PURPOSE

This section was prepared to aid developers, contractors, engineers and customers in establishing electric service for new and remodeled structures. We recognize that you may require personal assistance from our staff, and we encourage you to contact us by calling Heber Light & Power at 435-657-1581 or 435-657-2913 to discuss electric service requirements with us. It is the desire of Heber Light & Power, and the local electrical code enforcing authority to provide you, the Customer (developers, contractors, owners, etc.) with high quality, safe electric service.

In order to avoid unnecessary repetition, the "Power Company" as used in the following pages shall mean Heber Light & Power.

The requirements are intended to apply to new developments.

As a general rule, if the matter in question is not presented herein, then it is not allowed unless approved by the Power Company.

Any power required for private use (i.e. light, sprinkler, etc.) shall be metered.

CODES AND ORDINANCES

It is necessary that the construction of new or remodeled installations conform to applicable provisions of the National Electrical Code (NEC), National Electrical Safety Code (NESC), and State of Utah Electrical Service Regulations, as well as City and County ordinances and codes. This includes OSHA rules both during construction and maintenance.

CHANGES OR CONFLICTS IN REQUIREMENTS AND GUIDELINES

Some of the information in this section is based on the aforementioned governmental codes and ordinances as well as Heber Light & Power specific requirements as stated herein. These requirements and guidelines are issued with the intent of complying with all applicable codes, ordinances, regulations, and tariffs; however, in the case of conflict, the appropriate regulation, tariff, code, or ordinance will supersede the interpretation offered in this manual. In addition, these requirements are subject to change in the event that the governing codes, ordinances, regulations, or tariffs are changed. The Power Company should be consulted in case of doubt on the applicability of any item.

The phrase "consult Power Company" as used in this manual shall mean a consultation with Heber Light & Power Superintendent is to be made for each and every installation or project.

APPLICATION FOR SERVICE

For more information and applications please visit - <https://www.heberpower.com/construction-process>

It is important that the Power Company office be provided as early as possible with accurate load information and the date when the Customer will require service, so all necessary arrangements for the service may be completed. Request for service to large residential developments normally require 60 days advance planning by the Power Company in order to serve the load. Installations requiring transformers or other equipment not in stock may require six months lead time or more.

The Power Company is available to provide advice on service requirements and related problems relative to electric energy utilization for new, existing, and reconstructed installations. The Developer will be held liable for any damage to Power Company equipment.

When conditions are encountered during construction that require changes in the initial, agreed upon service arrangements, the Power Company must be consulted so mutually satisfactory alternative arrangements can be made. Adequate notice must be given to the Power Company and approval granted regarding changes or additions.

TYPES OF SERVICE FURNISHED

The electric service available is 60 hertz (cycles), alternating current, single or three-phase. The secondary voltages and connections available are given below:

- Single-phase, 120/240 volt, three-wire, grounded
- Three-phase, 208Y/120 volt, four-wire, grounded, wye
- Three-phase, 480Y/277 volt, four-wire, grounded, wye

The nominal primary voltage of Heber Light & Power's power distribution system may differ from one service area to another. Under certain conditions, primary delivery will be supplied at the distribution voltage standard for the location at which it is requested.



HEBER LIGHT & POWER ELECTRICAL REQUIREMENTS & STANDARDS MANUAL GENERAL REQUIREMENTS

ELECTRIC 1.1
GENERAL REQUIREMENTS
SCALE: NONE
DATE: 10/11/2011
REV: B
REV DATE: 02/26/2020

E.1.2 - GENERAL REQUIREMENTS

APPROVAL FOR SERVICE

It is required that an electrical installation be approved by the electrical inspection authority having jurisdiction and by the Power Company, as stated herein, before it can be energized by the Power Company. The service will be energized by the Power Company only after all service requirements and inspections have been met.

PERMANENT SERVICE CONNECTION

Only authorized Power Company employees shall make the permanent (or temporary) connection or disconnection of the Power Company's electric service to a building, structure or subdivision interconnections.

SEALS

The purpose of seals by the Power Company on meters and associated service equipment is to prevent injury and/or tampering.

Under normal circumstances, seals are not to be removed except by the Power Company. If an emergency should require seal removal (only by authorized electrical contractors) without prior notification, the Power Company must be notified as soon as possible, so the installation can be inspected and the seal replaced. When this occurs, the party removing the seal shall accept all liability for damage or alteration to equipment, injury to persons or property, and loss of revenue to the Power Company from the time the seal is removed until 72 hours after the Power Company has been notified that the equipment is ready to be re-sealed.

WORK ACTIVITY NEAR HIGH VOLTAGE OVERHEAD POWER LINES

As set forth in Section 54-8c-1 through 54-8c-7 of the Utah Code, no person or thing may be brought within 10 feet of any high voltage overhead line unless:

- The responsible party has notified the Power Company or Utility operating the high voltage line of the intended activity; and
- The responsible party and the Power Company have completed mutually satisfactory safety precautions for the activity; and
- The responsible party has made prior arrangements to pay the Power Company for the mutually satisfactory safety precautions (if applicable).
- The Power Company recommends a minimum of 3 business day's notice be given before any work near its lines is scheduled to begin.

NOTE: The National Electrical Safety Code requires that homes, buildings, bridges, signs, antennas, etc. have sufficient horizontal and vertical clearance to overhead power lines. Consult the Power Company for applicable distances.

UNDERGROUND PRIMARY/SECONDARY SYSTEM REQUIREMENTS OF SUBDIVISION and COMMERCIAL AREAS

The intent of this policy is to set forth the Developer's installation requirements and to outline specific installation standards. Along with requirements indicated in this section applicable requirements as indicated in other sections of this document apply to commercial and residential developments.

Where a development within the service area of the Power Company is to be subdivided into residential or commercial lots and has been approved by the appropriate Planning and Zoning Boards, the electrical distribution system will be installed underground in accordance with the Power Company's connection fee and line extension policy. The subdivision Developer shall provide the Power Company with the easements necessary for the most efficient installation of the required distribution system. All electrical systems installed by the Developer shall be front lot construction unless otherwise approved by the Heber Light & Power.

The following subsections serve as a guide for specific requirements of commercial and residential developments; however, the developer is responsible for coordinating with the Power Company to insure that the intents of this policy are met.

APPLICATION

For commercial, industrial, residential subdivisions, mobile home parks, and apartment complex applications, the request for service shall include a plot plan indicating equipment size. Commercial or industrial plot plans should show preferred service and meter locations and a single-line diagram of the overall electrical system. The request must show all load information, for commercial developments load information should include lighting, receptacle, water heating, cooking, electric heat, air conditioning, and motor loads, plus sufficient information on equipment operations to allow the kilowatt demand of the load to be estimated. The Power Company shall review the drawings and return the drawing set marked "Approved" or "Unapproved" with an indication of required changes.



HEBER LIGHT & POWER ELECTRICAL REQUIREMENTS & STANDARDS MANUAL GENERAL REQUIREMENTS

ELECTRIC 1.2
GENERAL REQUIREMENTS
SCALE: NONE
DATE: 10/11/2011
REV: B
REV DATE: 02/26/2020

E.2.1 - TRENCHING & CONDUITS

TRENCHING

The developer is to provide the trench for all required conduit systems and, following installation of the conduit by the Developer (see 5.4 CONDUITS), backfill to meet Power Company requirements. The Power Company, under the terms of Heber Light & Power's Line Extension policy, will install both primary (medium voltage 12.47 kV or 4.16 kV) and secondary cables (below 480 volts).

To assure the final grade has been established, the trenching will be started after the curbs and gutters have been installed unless approved by Heber Light & Power.

Call Before You Dig

Utah Law Section 54-8A-1 through 54-8A-11 requires the Blue Stakes One Call Location Center be notified at least two working days prior to excavation. The excavation must not be started until locations have been made.

Depth

SEE CHART ON E.2.2 FOR TRENCHING DEPTHS. The property owner is responsible at their own cost to insure that proper burial depth clearance listed below is maintained even after excavation of the property. Any questions on impaired burial depths should be immediately brought to the attention of the Power Company. Under certain conditions, with prior Power Company approval, cable/conduit systems may be buried with less cover provided that mechanical protection is installed by the Developer to the Power Company's specifications.

Width

All trenches shall meet OSHA requirements. Primary/secondary combined trenches shall be a minimum of 18 inches wide at the bottom. Trenches 12 inches wide will be approved for a single service only.

Backfill

The Developer will be responsible for backfilling trenches he provides. The Developer must provide 12" of sand to be placed on top of conduits and shall have red warning tape on top of sand. Where trenches cross structural fill, typical of road crossings, the trench backfill shall consist of like kind structural fill. All primary and secondary conduit systems shall have placement of red warning tape 6" below final grade. The tape shall be of the type specific for the application.

Joint Use

Typically, joint use between other utilities of Power Company trenches is not allowed unless approved by the Power Company. Any joint use between telephone, TV, and other electrical communication cables must be pre-approved by the Power Company and installed in accordance with the Power Company specifications. The Power Company normally will not install electrical cables in a common trench with non-electric utilities such as water, gas, and sewer, unless unusual conditions such as adverse soil or route restrictions exist. All such installations require the prior approval of the Power Company.

Transformers and Secondary Boxes

To schedule a Heber Light & Power employee to open a transformer or secondary box please call 435-654-2913 Do Not open transformers or secondary boxes under any circumstance. Anyone opening an HL&P transformer, switch, junction box, secondary box or any other Heber Light & Power equipment will be subject to a trespassing fine.

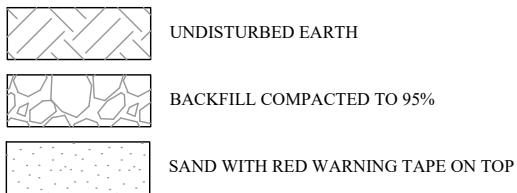
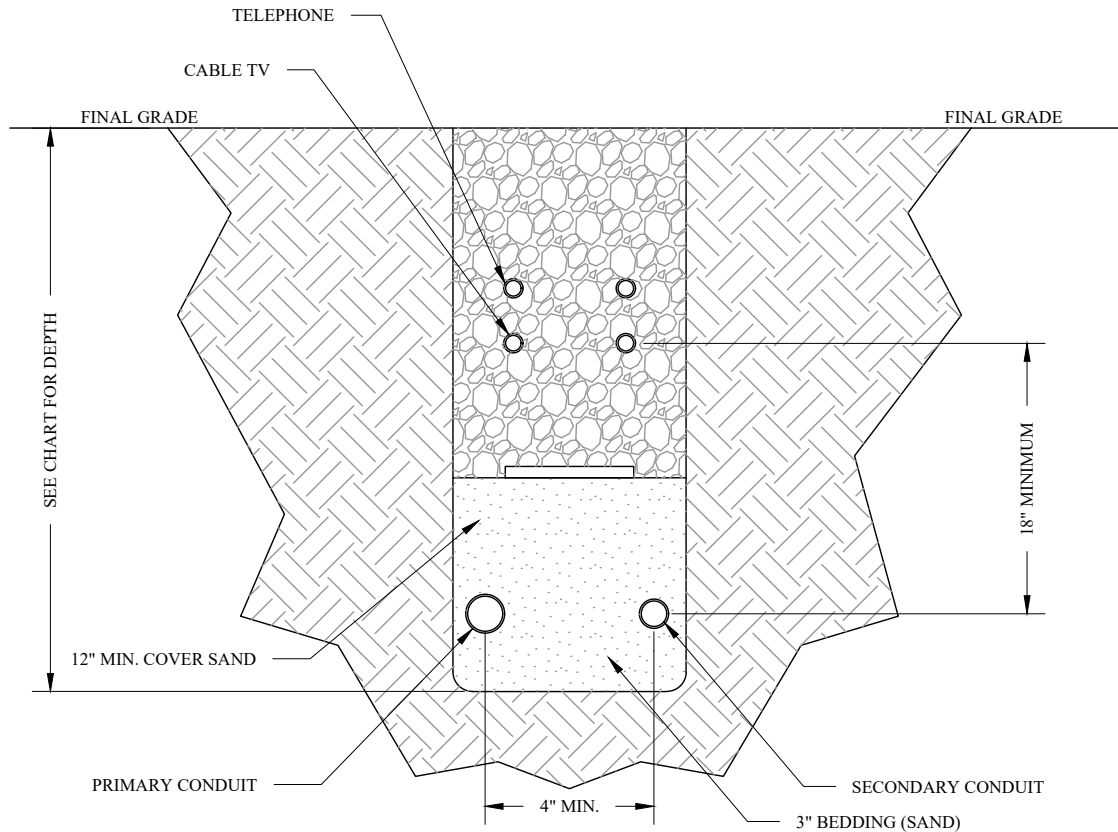


HEBER LIGHT & POWER ELECTRICAL REQUIREMENTS & STANDARDS MANUAL TRENCHING & CONDUITS

ELECTRIC 2.1
TRENCHING & CONDUITS
SCALE: NONE
DATE: 10/11/2011
REV: C
REV DATE: 02/26/2020

E.2.2 - TRENCHING & CONDUITS

**POWER WILL NOT BE CONNECTED UNLESS A TRENCH INSPECTION WAS PERFORMED BY AN HL&P EMPLOYEE.
CALL 435-654-2913 TO SCHEDULE A TRENCH INSPECTION**



VOLTAGE AND DEPTHS:		
VOLTAGE	TRENCH DEPTH	COVER
SECONDARY	42"	36"
PRIMARY	54"	48"
6" CONDUIT	78"	72"

NOTES:

1. SECONDARY CONDUITS SHALL BE BURIED AT THE SAME DEPTH AS PRIMARY, IF NO PRIMARY IS TO BE INSTALLED USE THE ABOVE CHART FOR SECONDARY DEPTHS.
2. THERE SHALL BE A 4" MINIMUM SEPARATION BETWEEN CONDUITS.
3. A MINIMUM OF 12" SEPARATION BETWEEN ELECTRICAL AND OTHER UTILITIES IS REQUIRED.
4. ALL CONDUITS SHALL BE BURIED A MINIMUM OF 48" UNDER PAVED SURFACES AND RAILROADS.



HEBER LIGHT & POWER ELECTRICAL REQUIREMENTS & STANDARDS MANUAL TRENCHING & CONDUITS

ELECTRIC 2.2
TRENCHING & CONDUITS
SCALE: NONE
DATE: 10/11/2011
REV: D
REV DATE: 02/26/2020

E.2.3 - TRENCHING & CONDUITS

CONDUITS

The Power Company requires the use of conduit for all underground primary and secondary cable installations, including lighting circuits. Rigid galvanized steel or gray electrical grade PVC schedule 40 (underground only) conduit are acceptable materials for conduits installed by the Customer.

All 90-degree bends are to be a minimum of 36" radius for 3" pipe, 36" radius for 4" pipe, and 36" radius for 6" pipe. All primary elbows are to be PVC for 3", 4" and 6" conduits

Rigid elbows to be used when going up a pole or building.

All conduits shall be terminated at the open end with plastic bushings.

All underground metallic conduit must be tape wrapped with suitable tape for the application.

Residential primary conduit sizes must be three (3) inch. Secondary conduit size shall be three (3) inches from transformers to junction domes and (3) inches from transformer or dome to resident. Streetlight conduits shall be (3) inches.

All conduits end points shall be sealed or taped to prevent debris from plugging the conduit. The Developer shall be responsible for cleaning conduits if the Power Company is unable to install or pull the service cable.

All conduits running from transformers or secondary boxes to the location of the meter shall have rope or equivalent with a minimum of 1000 lbs. pulling capacity.

Along with conduits extending to secondary junction boxes, each transformer pad and secondary box shall have ten (10) foot conduit stub-outs for interconnection to adjacent homes.

Prior to backfilling, the Developer must notify the Power Company (435-654-2913) for trench inspection and GPS of conduits, following the inspection the Power Company shall allow backfilling.

Power will NOT be connected unless a trench inspection has been performed and approved.

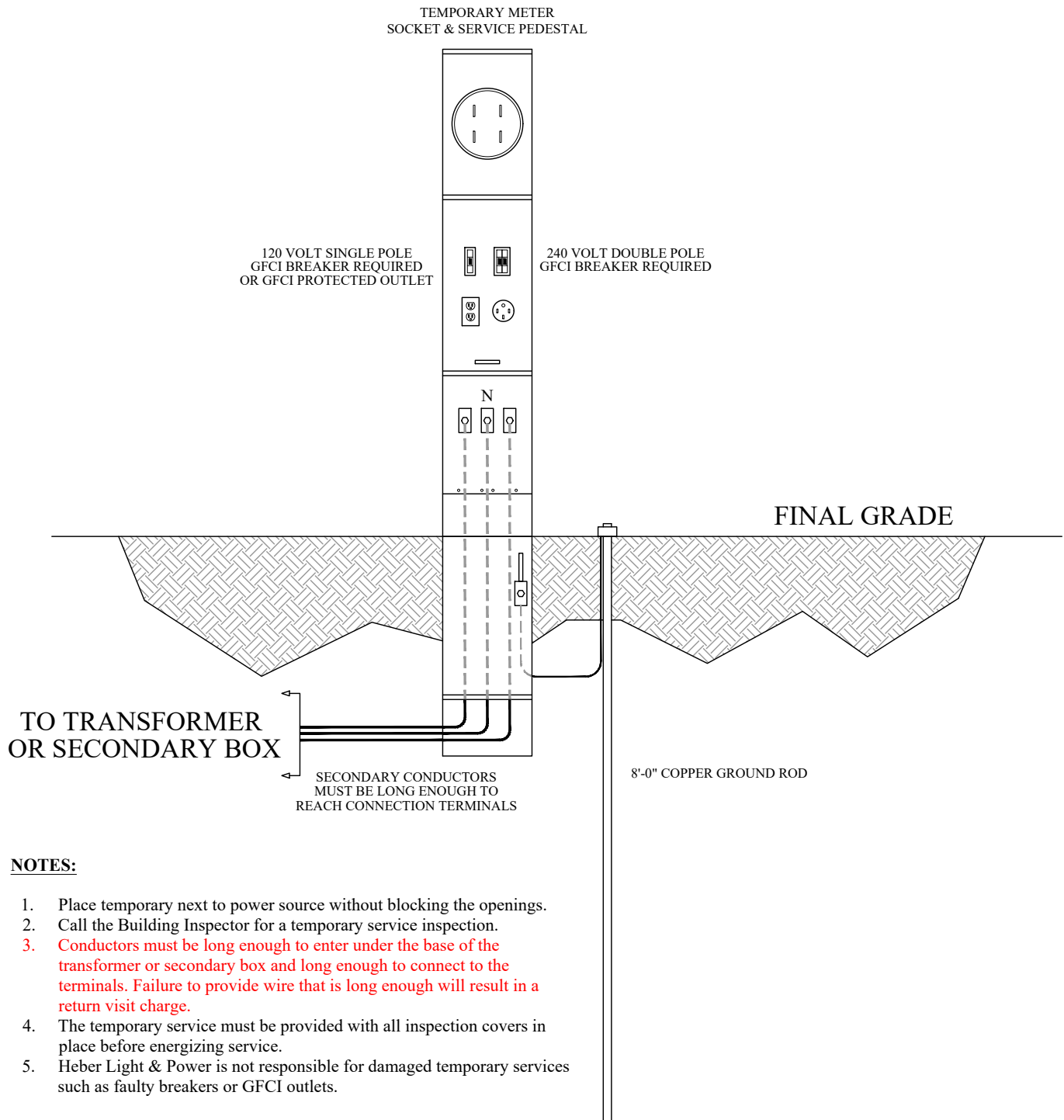
There will be a \$50.00 return trip fee for all failed trench inspections.



HEBER LIGHT & POWER ELECTRICAL REQUIREMENTS & STANDARDS MANUAL TRENCHING & CONDUITS

ELECTRIC 2.3
TRENCHING & CONDUITS
SCALE: NONE
10/12/2011
REV: C
REV DATE: 02/26/2020

E.3.0 - TEMPORARY POWER PEDESTAL



NOTES:

1. Place temporary next to power source without blocking the openings.
2. Call the Building Inspector for a temporary service inspection.
3. Conductors must be long enough to enter under the base of the transformer or secondary box and long enough to connect to the terminals. Failure to provide wire that is long enough will result in a return visit charge.
4. The temporary service must be provided with all inspection covers in place before energizing service.
5. Heber Light & Power is not responsible for damaged temporary services such as faulty breakers or GFCI outlets.

UNDERGROUND TEMPORARY POWER PEDESTAL

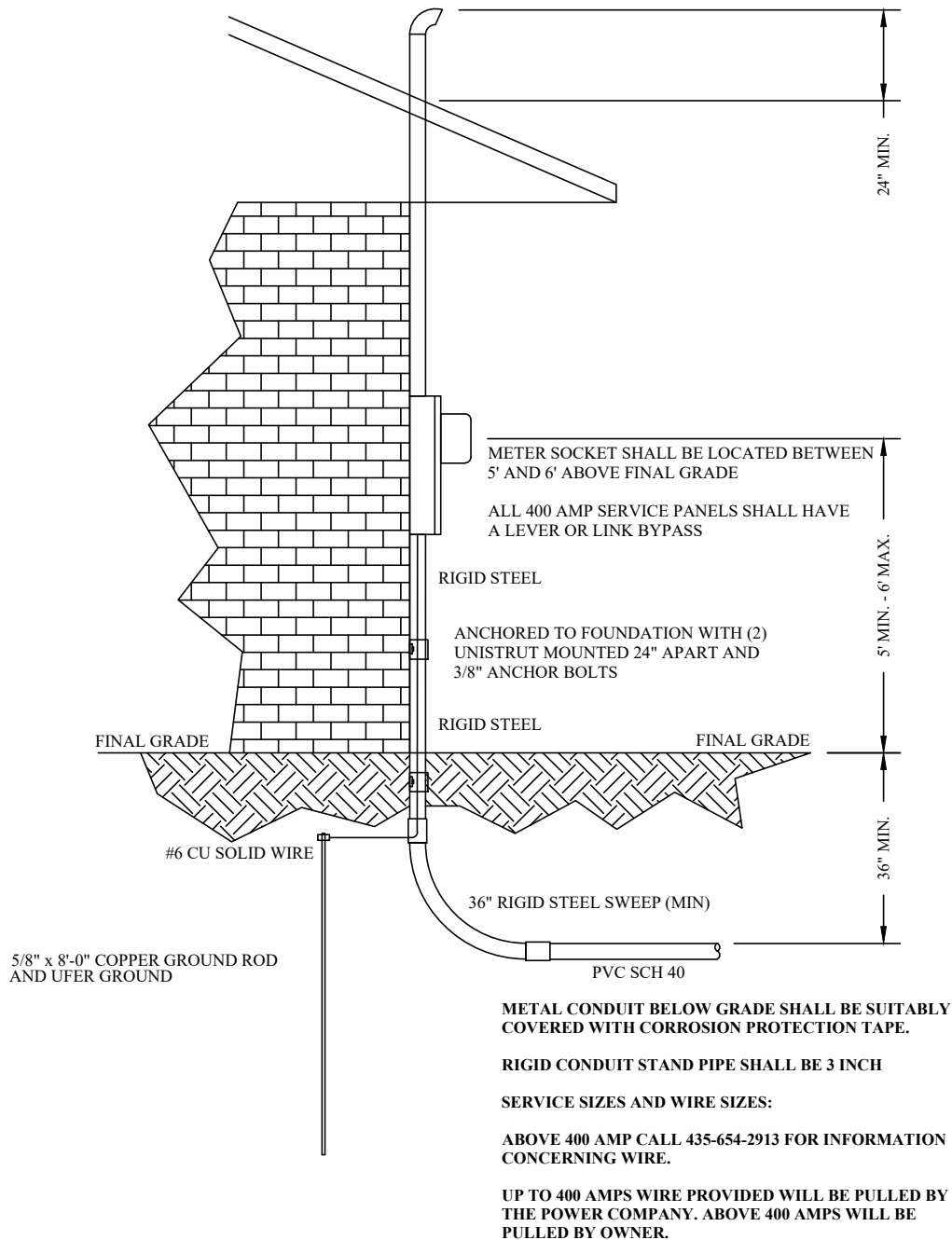


HEBER LIGHT & POWER ELECTRICAL REQUIREMENTS & STANDARDS MANUAL TEMPORARY PEDESTAL

ELECTRIC 3.0
TEMPORARY PEDESTAL
SCALE: NONE
05/01/2017
REV: A
REV DATE: 02/26/2020

E.3.1 - RESIDENTIAL SERVICES

APPROVED WEATHER HEAD MINIMUM OF 24"
ABOVE ROOF AND TO BE 2" RIGID CONDUIT.



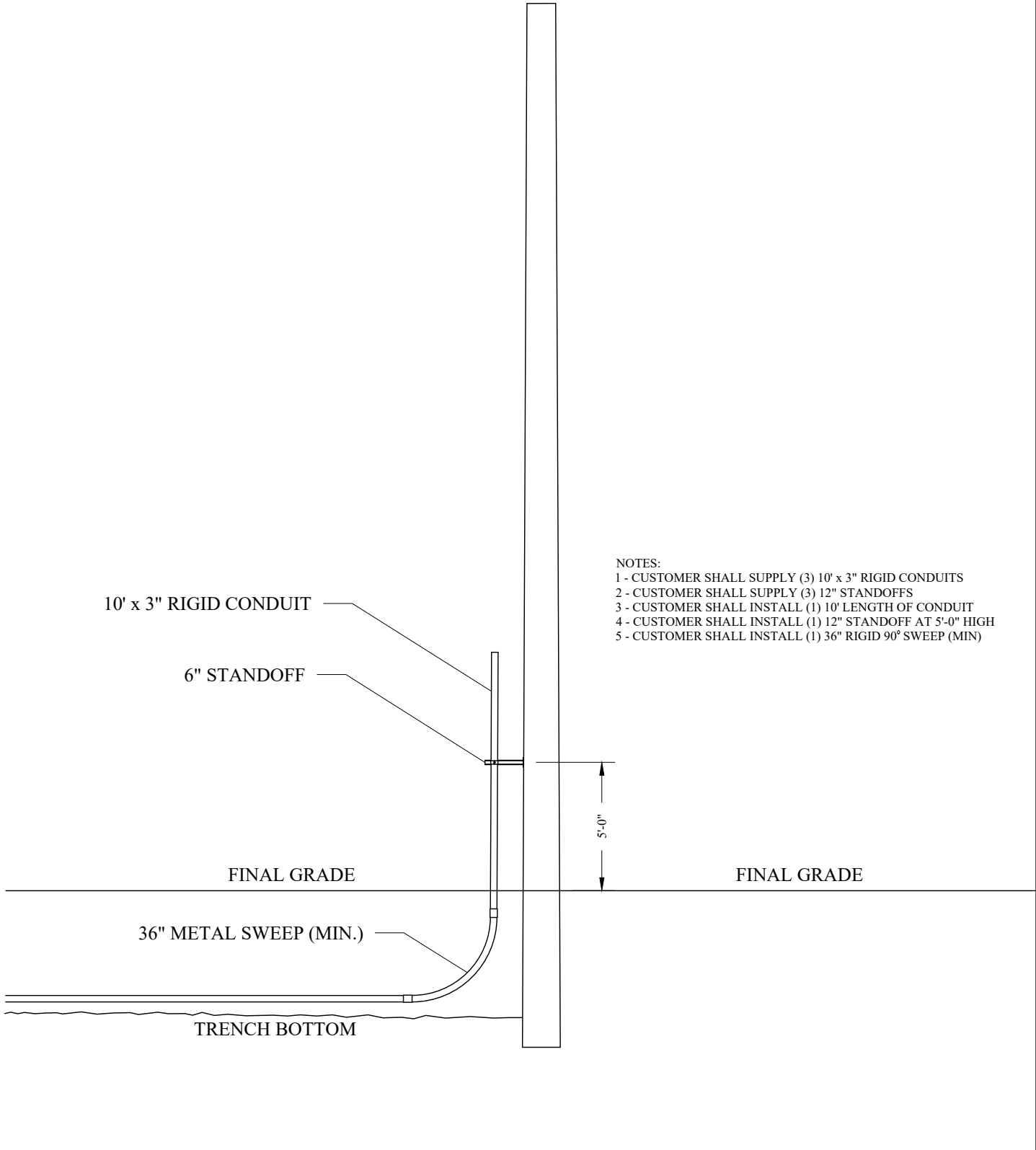
SEE SHEET E.3.2 FOR SIDE VIEW



HEBER LIGHT & POWER ELECTRICAL REQUIREMENTS & STANDARDS MANUAL RESIDENTIAL SERVICES

ELECTRIC 3.1
RESIDENTIAL SERVICE
SCALE: NONE
10/12/2011
REV: B
REV DATE: 02/26/2020

E.3.3 - RESIDENTIAL SECONDARY RISER



- NOTES:
- 1 - CUSTOMER SHALL SUPPLY (3) 10' x 3" RIGID CONDUITS
 - 2 - CUSTOMER SHALL SUPPLY (3) 12" STANDOFFS
 - 3 - CUSTOMER SHALL INSTALL (1) 10' LENGTH OF CONDUIT
 - 4 - CUSTOMER SHALL INSTALL (1) 12" STANDOFF AT 5'-0" HIGH
 - 5 - CUSTOMER SHALL INSTALL (1) 36" RIGID 90° SWEEP (MIN)



HEBER LIGHT & POWER ELECTRICAL REQUIREMENTS & STANDARDS MANUAL RESIDENTIAL SECONDARY RISER

ELECTRIC 3.3
RESIDENTIAL SECONDARY RISER
SCALE: NONE
DATE: 04/18/2014
REV: A
REV DATE: 02/26/2020